

Denkspel

Penguins pool party

1. Je kiest één situatie per keer.
2. Je speelt dit denkspel alleen of met twee. Doe dit wel rustig! Je mag de anderen die nog bezig zijn niet storen. Je vraagt geen hulp aan de leerkracht.
3. Je werkt deze opdracht af vooraleer je een andere neemt.
4. Je verzorgt het materiaal dat je gebruikt! Wees er voorzichtig mee.
5. De oplossing staat op de achterkant van het papier.





6. Uitleg spel

Het is de bedoeling dat alle ijsblokken op het sjabloon terecht komen. Je kiest hierbij een bepaalde situatie. Op de situatie kun je zien waar je de pinguïns plaatst. Bij sommige situaties kan het zijn dat je niet alle pinguïns op het sjabloon moet plaatsen.

7. Veel succes!





Denkspel

Penguins pool party




STARTER






STARTER


5




6










7



8












STARTER






STARTER

13



14









15



16

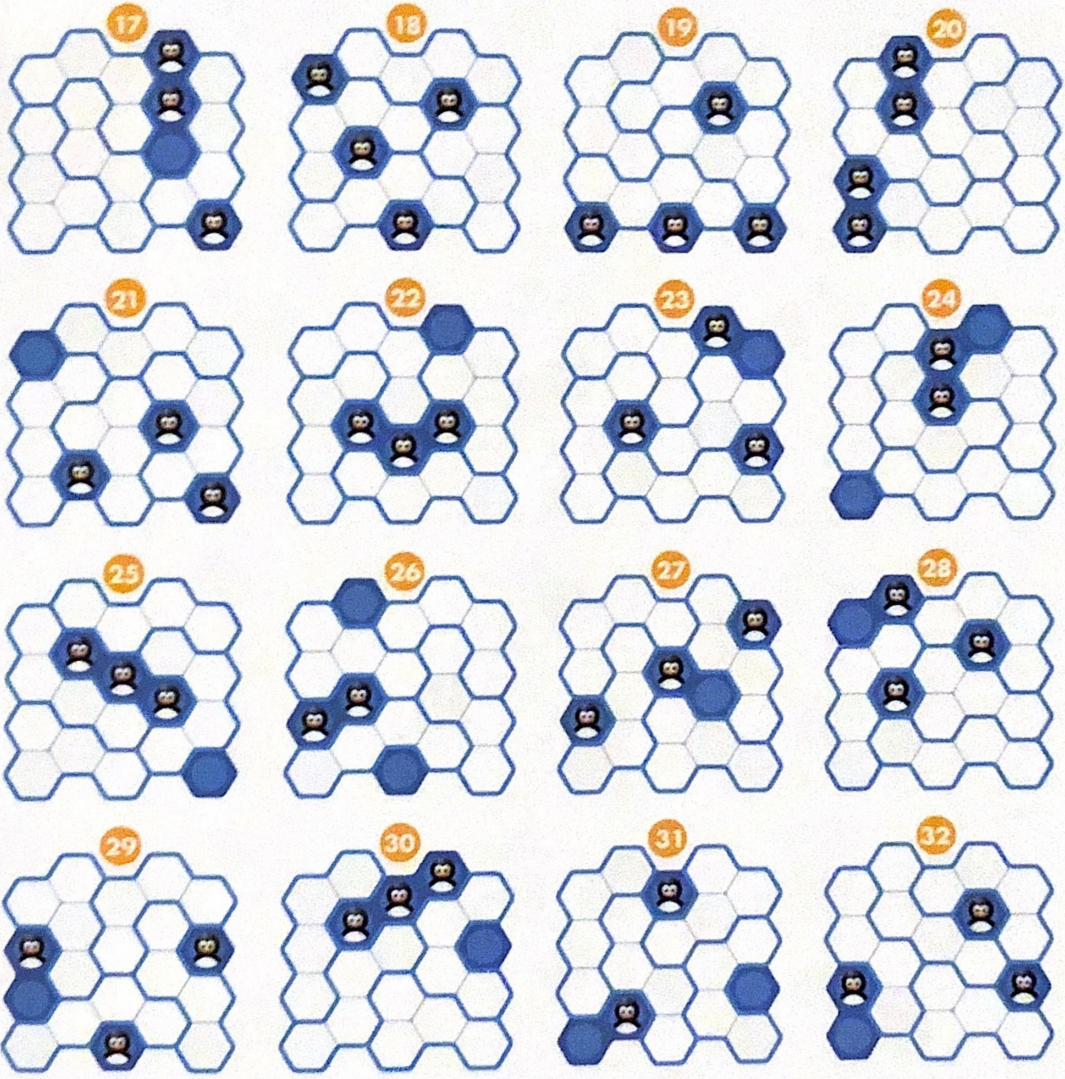






JUNIOR






JUNIOR


21




22



23



24






25




26



27




28




JUNIOR






JUNIOR

29




30

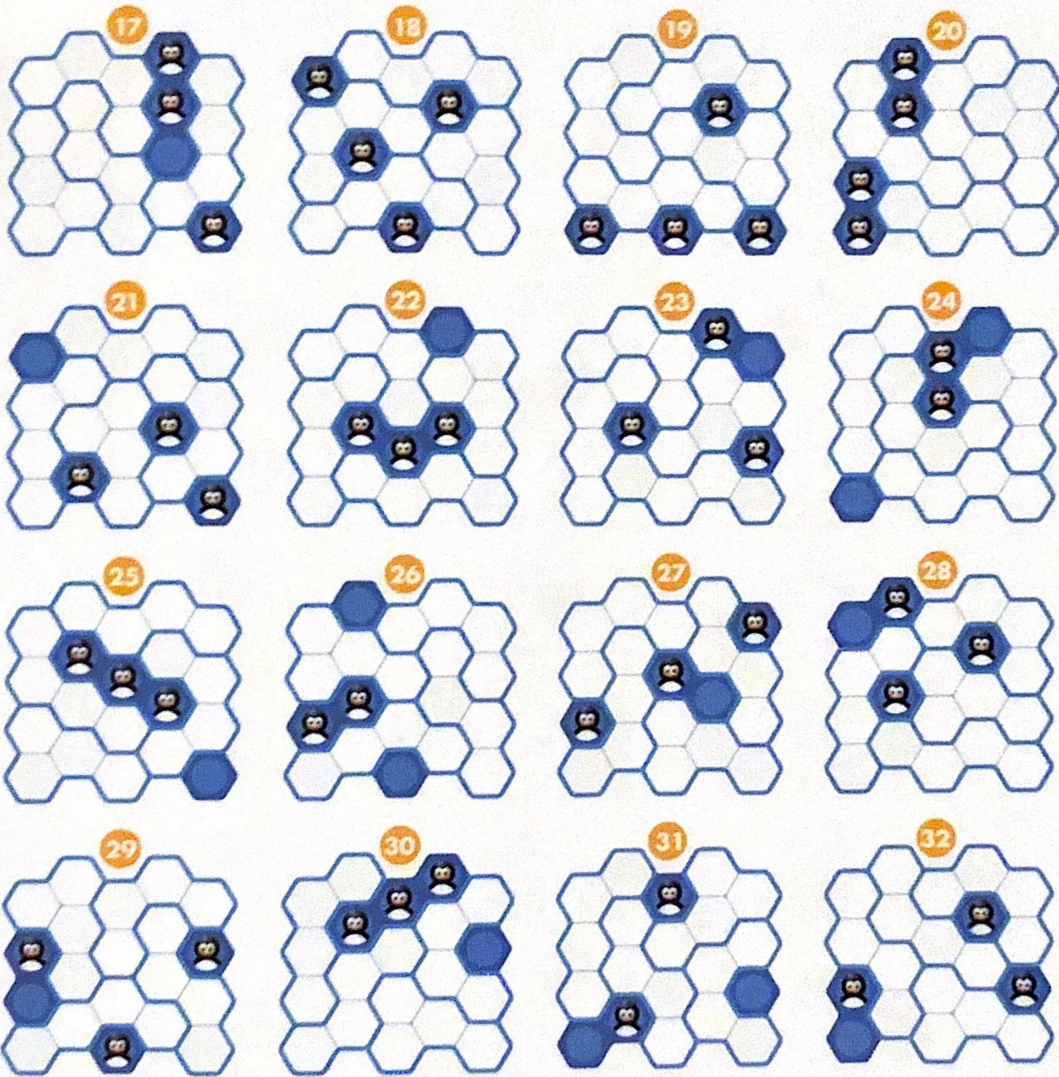






31



32










EXPERT






EXPERT


37




38








39



40







EXPERT






33



34



35



36



37



38



39



40



41



42



43



44



45



46




47




48

EXPERT


45




46







47



48






MASTER






MASTER


53




54





55




56







57




58



59



60



MASTER



