

Denkspel

Road block


1. Je kiest één situatie per keer.
2. Je speelt dit denkspel alleen of met twee. Doe dit wel rustig! Je mag de anderen die nog bezig zijn niet storen. Je vraagt geen hulp aan de leerkracht.
3. Je werkt deze opdracht af vooraleer je een andere neemt.
4. Je verzorgt het materiaal dat je gebruikt! Wees er voorzichtig mee.
5. De oplossing staat op de achterkant van het papier.

6. Uitleg spel

Het is de bedoeling dat de rode auto niet weg kan. De politie houdt hen tegen. Je kiest hierbij een bepaalde situatie. Op de situatie kun je zien hoe je de gebouwen gaat plaatsen en waar de rode auto staat.

7. Veel succes!


Denkspel
Road block



STARTER




SOLUTIONS



STARTER

5



6



7



8



SOLUTIONS

5




6



7



8





STARTER



SOLUTIONS

9



10




11



12



STARTER



SOLUTIONS

13



14



15



16





17



18



19



20




STARTER



SOLUTIONS

17



18



19



20



JUNIOR


21



22



23



24



SOLUTIONS

21



22



23



24





JUNIOR



SOLUTIONS

25



26



27



28



JUNIOR

29




30



31



32



SOLUTIONS

29



30



31



32



33



34



35



36



JUNIOR

37



38



39



40




SOLUTIONS

37



38



39



40



41



42



43



44



EXPERT



SOLUTIONS

41




42



43




44



EXPERT


45




46



47



48



SOLUTIONS

45



46



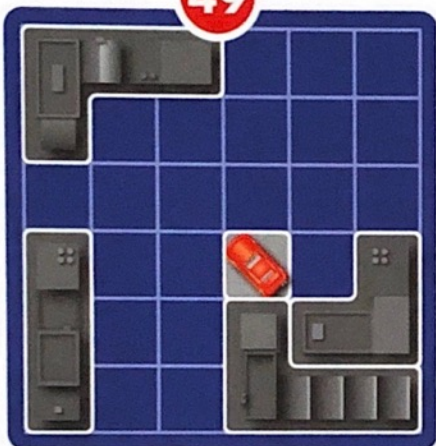
47



48




49



50



51



52



EXPERT



SOLUTIONS

49



50



51




52




EXPERT

53



54



55



56



SOLUTIONS

53



54



55



56





57



58



59



60



EXPERT



SOLUTIONS




MASTER

61



62



63



64



SOLUTIONS

61



62



63



64





MASTER



SOLUTIONS

65



66



67



68



MASTER

69




70



71




72




SOLUTIONS

69



70



71



72






MASTER



SOLUTIONS


73



74



75




76



SOLUTIONS

77



78



79



80

